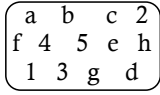
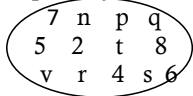





LEARNING AREA 4 DEVELOPING AND USING MY LANGUAGE APPROPRIATELY
ENGLISH SCHEME OF WORK FOR MIDDLE CLASS TERM III






For more schemes of work, visit www.uganda.madpath.com

Learning outcome III: Reading to enjoy, acquire knowledge and understanding.

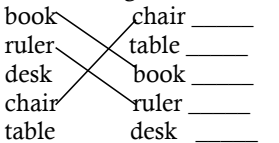






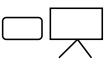
W K	P D	MAJOR COMPE TENCE	SPECIFI C COMPET ENCE	CONTENT	COMPETENCES	METHOD /TECHNI QUES	IND. OF L. SKILLS & VALUES	ACTIV ITIES	T/AID S	REF	R E M
1	1	Recognising and interpreting picture and shapes.	Orientation	Holiday experience Ways of work during teaching/learning. i.e. No chorus answers maximum participation writing well.	The learner; - tells the holiday experience. - recognizes the way of work in class.	explanation guided discovery discussion	respect love care sharing patience	listening sharing ideas	chalkboard	Teachers collection	
	2		Sorting and matching letter shapes	Revision of letters (small letters) a-m Sorting letters from the given group of objects. 	The learner; - recognizes letters. - reads letters - sorts letters.	observation grouping question & answer	sharing co-operation self esteem sympathy	reading sorting	chalkboard letter cards	Nursery English page 1	
	3		Reads letters n-z Sorts letters from the given group of objects. 	The learner; - recognizes letters - reads letters - sorts letters.	observation grouping question & answer discussion	sharing co-operation love self awareness	reading sorting	letter cards chalkboard			
	4		Writing small letters in capital a <u>A</u> b <u>B</u> c <u>C</u> d <u>D</u> e <u>E</u>	The learner; - recognizes capital letter - reads letters - writes letters	look and say discussion grouping question & answer	self awareness confidence articulation	reading writing	cards chalkboard	Nursery English page 1		
	5		Sorting and matching	Write in capital letters. n – N o O	The learner;	discussion	articulation	reading writing	letter cards	English for	












For more schemes of work, visit www.uganda.madpath.com













			letter shapes	p - P q Q r R	- recognizes capital letters. - differentiates between small and capital letters	question & answer guided discovery	self awareness		chalkboard	Nursery pg 1
2	1	Recognise and interpret letter shapes		Matching capital letters to small letters. A c B d C a D b	The learner; - recognizes capital letters. recognizes small letters - differentiates between capital and small letters.	question & answer guided discovery explanation	effective communication confidence self esteem audibility	reading writing matching	letter cards chalkboard	English for nursery page 1
	2			Tick the capital letters. m N o e F g H i j	The learner; - recognizes small letters. - recognizes capital letters. - reads letters	observation look and say guided discovery	fluency self awareness logical reasoning	reading ticking	letter cards chalkboards	English for nursery
	3			Writes words in capital letters cat = CAT dog = DOG cow = COW	The learner; - reads words - spells words - writes words in capital letters.	look & say demonstration guided discovery	self awareness articulation fluency self esteem	reading spelling writing	word cards picture cards chalkboard	Learner with pictures
	4			Matching the same words. cat COW dog HEN cow CAT hen DOG	The learner; - reads words - spells words - identifies animals	observation guided discovery question & answer	logical thinking articulation fluency self esteem	reading spelling matching	cards chalkboard text books	Learner with pictures
	5		Things at home	Read and draw TIN  CAT CHAIR CUP TABLE	The learner; - recognizes words - spells words - recognizes pictures - draws pictures	observation guided discovery question & answer	decision making logical thinking self esteem	reading spelling drawing	picture cards chalkboard text books	Nursery English Learn with pictures

3	1		Read and spell glass, knife, hoe, panga, axe, plate, fork, kettle	The letter; - recognizes things at home. - reads words - spells words	look & say listen & say observation explanation	self awareness fluency articulation	reading spelling		Pre- primary Activity level 3 pg 19
	2		Read and spell table, spade, ladder, stool, pot, car, drum	The learner; - recognizes things at home. - identifies pictures - reads words - spells words	look & say explanation listen & say explanation	fluency self awareness articulation	reading spelling		Pre- primary Activity level 3 & 2
	3		Read and draw glass knife  fork drum plate	The learner; - reads words - spells - recognizes objects - draws	look & say guided discovery observation	confidence fluency self awareness	reading spelling drawing	picture cards real objects chalkbo ard	Pre- primary Activity level 3 pg 19
	4		Name things at home  stool   car 	The learner; - reads words - spells words - recognizes pictures - names things at home	observation guided discovery look and say	fluency self awareness confidence self esteem	reading spelling naming		Learn with pictures Nursery English
	5	Things at home	Re-write correctly. fokr - fork xea axe heo drum spnoo chrai	The learner; - recognizes pictures - reads words - spells words - writes correctly.	guided discovery question & answer	logical thinking confidence decision making	reading spelling re- writing correctl y	word cards chalkbo ard	Monitor English course Learn with pictures
4	1		Circle the odd man out. fork, spoon, ruler hoe, kettle, book	The learner; - reads words - spells words	explanation discussion	articulation logical thinking	reading spelling circling	chalkbo ard	Learn with


For more schemes of work, visit www.uganda.madpath.com

			bell, glass, plate	- recognizes things at home. - circles odd man out.	question & answer	self esteem		words cards	pictures monitor English course
2		Things in our class	Matching the same words and drawing. 	The learner; - reads words - spells - identifies things in our class - matches - draws	guided discovery explanation question & answer look & say	self awareness articulation confidence decision making	reading spelling matching drawing	chalkboard cards	Monitor English course Learn with pictures
3		Things in our class	Fill in the missing letters. bo_k p_n cha_r d_sk b_ll r_ler	The learner; - reads words - spells words - recognizes words	observation discussion group work	articulation self esteem self awareness	reading spelling filling missing letters	cards chalkboard text books	English for nursery Monitor English course book
4			Name pictures  bell   	The learner; - recognises pictures - reads words - spells words - writes words	observation question & answer look and say	confidence fluency articulation	reading spelling drawing naming	cards chalkboard	Monitor English course book
5			Form sentences  a book and a pen.  a chair and a table.  a duster and a chalkboard.	The learner; - identifies pictures - reads words - spells words - forms sentences	observation discussion guided discovery	fluency articulation logical reasoning	reading spelling forming sentences	real objects chalkboard	Monitor English course book



5	1		<p>Completes sentences.</p>  This is a  This is a  This is a pencil.	<p>The learner;</p> <ul style="list-style-type: none"> - identifies object - reads words - recognizes spelling - completes sentences 	<p>question & answer discussion observation</p>	<p>logical & critical thinking</p>	<p>reading spelling completing sentence</p>	<p>real objects cards</p>	<p>Monitor English course book Phonics discovery</p>
	2		<p>Form sentences using it.</p>  It is a chalkboard.  _____  _____  _____	<p>The learner;</p> <ul style="list-style-type: none"> - identifies tricky words. - reads words - spells words - forms sentences 	<p>question & answer discussion observation</p>	<p>logical thinking critical thinking decision making</p>	<p>reading spelling forming sentences</p>		<p>Monitor English course book</p>
	3	Recognising similarities and differences in object and pictures	<p>Things in our class</p> <p>Form sentences using "that"</p>  That is a wall.  _____  _____  _____	<p>The learner;</p> <ul style="list-style-type: none"> - identifies pictures - reads words - spells words - forms sentences 	<p>observation discussion question & answer</p>	<p>articulation self esteem self awareness fluency</p>	<p>reading spelling forming sentences</p>	<p>sentences cards pictures cards real objects</p>	<p>Monitor English course book</p>
	4		<p>Makes sentences for a given picture.</p> <p>1 2 3</p> <ol style="list-style-type: none"> 1. I can see a book. 2. I can see a tin. 3. I can see a pencil 	<p>The learner;</p> <ul style="list-style-type: none"> - identifies the given pictures. - identifies the numbers - makes sentences 	<p>observation run and write explanation</p>	<p>articulation confidence self esteem</p>	<p>reading writing</p>	<p>chalkboard cards</p>	<p>Monitor English course book Phonics discovery book</p>

	5		Things outside the class	Identifies things outside the class. Flower, trees, stones, rabbits, goats, swing, shade, taps, tank	The learner; - identifies things outside our class.	gallery walk observation look & say question & answer	self awareness articulation confidence fluency	moving around answering oral question	The school environment	Monitor English course
6	1			Naming the pictures.  _____  stone  _____	The learner; - reads and spells the words. - names the pictures correctly.	explanation question & answer	effective communication articulation fluency	identifying reading spelling naming	chalkboard	Nursery English page 28
	2		Identifying and matching pictures	Matching picture to words  plants  grass  stone	The learner; - recognises the pictures and words. - reads the words - matches pictures to words correctly.	explanation demonstration	articulation accuracy care critical thinking	recognising reading matching	chalkboard	Pre-primary
	3		Carrying out picture reading	Finding the picture number.  4  2  1  	The learner; - identifies the pictures and recognizes. - finds the picture number	explanation demonstration	following instructions care accuracy critical thinking	identifying recognising finding the picture number	chalkboard	
	4	Recognising similarities and differences in objects & pictures	Carrying out picture reading	Forming sentences  What can you see? I can see a leaf. I can see a ladder. I can see a train	The learner; - listens to the question - answer questions correctly.	explanation look & say question & answer	care listening accuracy responding to questions	listening answering oral question	flash cards	
	5			Using "ye" or "no" Is this a bag? Yes it is a bag. Is this a bag? No it is a pencil	The learner; - listens to the questions	explanation look & say question & answer	effective communication accuracy	listening answering oral question	flash cards	








For more schemes of work, visit www.uganda.madpath.com

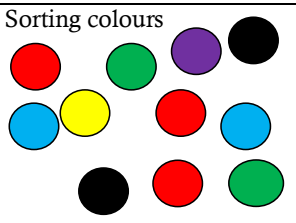
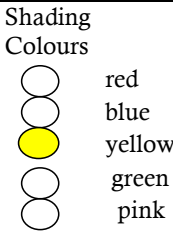
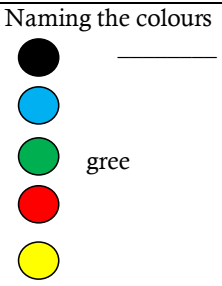
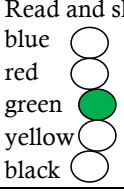
					- answers questions correctly.		responding to questions			
7	1		Naming building around my environment (school)	Naming the rooms around classroom. canteen sickbay library latrine	The learner; - listens - follows instructions move around - answers oral questions	excussion explanation	responding to questions concern care	listening moving around answering oral question	our environment	Monitor English course
	2	Recognising similarities and differences in		Ticking the odd man out. canteen shop latrine sickbay tree offices	The learner; - reads the words - recognizes - ticks the odd man out correctly.	explanation demonstration	care fluency accuracy critical thinking	recognising ticking the odd man out	chalkboard	
	3	Recognising objects & pictures	Things we wear	Read and draw short vest shirt sock jacket	The learner; - recognizes the words - reads the words - draws pictures for the words.	explanation demonstration	decision making care accuracy	recognising reading drawing	chalkboard flash cards	Nursery English page
	4			Filling in the missing letters. v__st sh__rts dre__ __ s__ck sk__rt	The learner; - reads and spells the words - fills in the correct letter	explanation demonstration	effective communication fluency accuracy	reading spelling filling the missing letter	chalkboard	Nursery English page 27
	5	Recognising similarities and differences in	Things we wear	Naming the pictures  _____ dress _____	The learner; - recognizes the pictures - names the pictures correctly.	explanation look & say question & answer	effective communication accuracy care	identifying naming the pictures correctly.	chalkboard	Nursery English

For more schemes of work, visit www.uganda.madpath.com

8	1	objects & pictures	Things we wear	Matching the same words and draw pictures. vest pant ____ short sock ____ pant vest ____ sock short ____	The learner; - recognise reads the words. - matches the same words and draw pictures	explanation demonstration question & answer	effective communication accuracy care critical thinking	recognising reading matching drawing	chalkboard	Monitor English
	2		Domestic birds	Naming the birds birds hen turkey duck cock	The learner; - listens - observes the birds - names them - answers oral questions	look & say audibility question & answer	self awareness togetherness appreciation co-operation	listening observation naming answering oral question	library (project or)	Literacy book volume 1 page 63
	3		Domestic birds	Fillin in the mising letters  d _ck  h e n	The learner; - recognizes the birds - fills in the missing letters correctly.	explanation demonstration	fluency accuracy appropriati on	recognising reading filling in the missing letters	chalkboard	Nursery English page 27
	4			Listen and write hen duck cock turkey	The learner; - reads the words - listen and writes the words correctly.	explanation observation look & say	concern care accuracy	reading listening writing		Literacy book volume 1 page 63
	5			Naming the animals. dog, cat, pig, cow, goat, donkey, horse, camel, sheep, rabbit	The learner; - listens - observes the animals. - names them - answers oral questions	look & say audibility question & answer	self awareness togetherness appreciation, love	listening observing naming answering oral question	library (project or)	Literacy book volume 1 page 62
9	1	Recognising	Domestic animals	Ticking the odd man out. dog lion cat	The learner;	explanation	care fluency	recognising	chalkboard	Literacy book

For more schemes of work, visit www.uganda.madpath.com

	similarities and differences in objects & pictures		cow snake pig	- recognizes the words - reads the words. - ticks the odd man out.	demonstration	accuracy critical thinking	reading ticking		volume page 62
2			Circle the letter for the given picture.  (c) p g  d h s	The learner; - reads the words - recognizes - circle the correct letter for the given picture	explanation demonstration	logical thinking accuracy concern	recognising circling the correct letter for the picture	chalkboard	literacy book volume 1 page 62
3	Domestic animals	Matching pictures to words.  cow  dog  cat	The learner; - recognizes the picture and word. - matches pictures to word correctly.	explanation demonstration	fluency care cooperation critical thinking	naming reading recognising matching	chalkboard	Literacy book volume 1 page 62	
4		Naming the pictures.  _____  cow	The learner; - recognizes the pictures. - names the pictures correctly.	look & say explanation question & answer	effective communication accuracy care	identifying naming pictures correctly	chalkboard	Literacy book volume 1 page 62	
5	Domestic animals	Making sentences. A cow has four legs. A goat eats grass. A cat takes milk.	The learner; - reads the sentences. - articulates the words correctly.	explanation question & answer	articulation fluency effective communication	reading making	chalkboard	Literacy book volume page 62	

10	1	Classifying and ordering things	Colours	<p>Sorting colours</p> 	<p>The learner;</p> <ul style="list-style-type: none"> - observes and identifies - names and sorts the colour correctly. 	<p>explanation demonstration question & answer</p>	<p>co-operation togetherness, care, love self awareness appreciation</p>	<p>identifying naming sorting</p>	<p>counting sticks bottle tops</p>	<p>Early years page 14</p>
	2	Classifying and ordering things	Colours	<p>Shading Colours</p> 	<p>The learner;</p> <ul style="list-style-type: none"> - reads the colour - names - does the shading correctly. 	<p>explanation demonstration</p>	<p>effective communication concern critical thinking</p>	<p>reading recognising shading</p>	<p>chalkboard</p>	<p>Early years page 14</p>
	3		Colours	<p>Naming the colours</p> 	<p>The learner;</p> <ul style="list-style-type: none"> - recognizes the colour well. - names the colour correctly. 	<p>explanation question & answer</p>	<p>self awareness articulation fluency self reliance</p>	<p>recognising naming</p>	<p>flashcards chalkboard</p>	<p>Early years page 14</p>
	4		Colours	<p>Read and shade</p> 	<p>The learner;</p> <ul style="list-style-type: none"> - reads the colours - shades the correct colour for the name 	<p>explanation question and answer</p>	<p>effective communication articulation fluency self reliance</p>	<p>identifying reading shading</p>	<p>chalkboard</p>	<p>Early years page 14</p>
	5		Colours	<p>Make sentences . My dress is red.</p>	<p>The learner;</p>	<p>explanation</p>	<p>confidence self esteem</p>	<p>reading</p>	<p>chalkboard</p>	

			I have a blue bag. My shoe is black.	- reads the sentences. - makes sentences by themselves.	question & answer	audibility self reliance	making sentences			
--	--	--	---	--	-------------------	-----------------------------	------------------	--	--	--

For more schemes of work, visit www.uganda.madpath.com